

Summer Heatwave

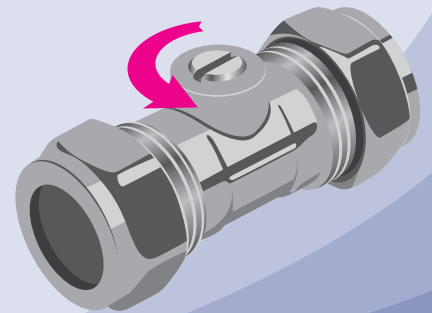
3 easy ways to save water at work




1 Reduce the flow

Make sure that your taps aren't using more water than necessary by reducing the amount of water flowing through them.

To do this, you just need to turn the tap on as high as it will go, pouring the water into a measuring cup to measure the flow - it should be around 2-4 litres per minute. If it's higher than this, adjust the isolator valve until you've reduced the flow to within a reasonable range.



[View measuring cup](#)



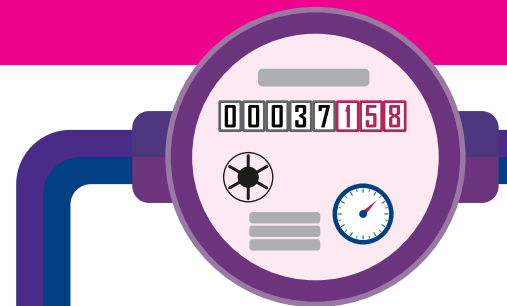
2 Fewer flushes

Flushing toilets can also use more water than you might think, but it's easy to fix. Passive infra-red (PIR) sensors can be fitted to urinals to maintain flush levels when they're busy, and stop flushing when they're not in use. If you have dual-flush toilets, you should also encourage staff to use the short flush whenever possible.

[View urinal controls](#)

3 Look out for leaks

An easy way to find out whether you have a leak is by performing a quick 'stop test'. Turn off your water supply at the main stop cock and check your meter - if it's still recording usage while the stop cock is off, you probably have a leak between the meter and the stop cock.



For further information contact us at sales@sesbusinesswater.co.uk

www.sesbusinesswater.co.uk

Notes: References to specific products and suppliers are for information only. Checking for leaks assumes you have a period when the site is not using water, this does not apply to 24 hour operations.

